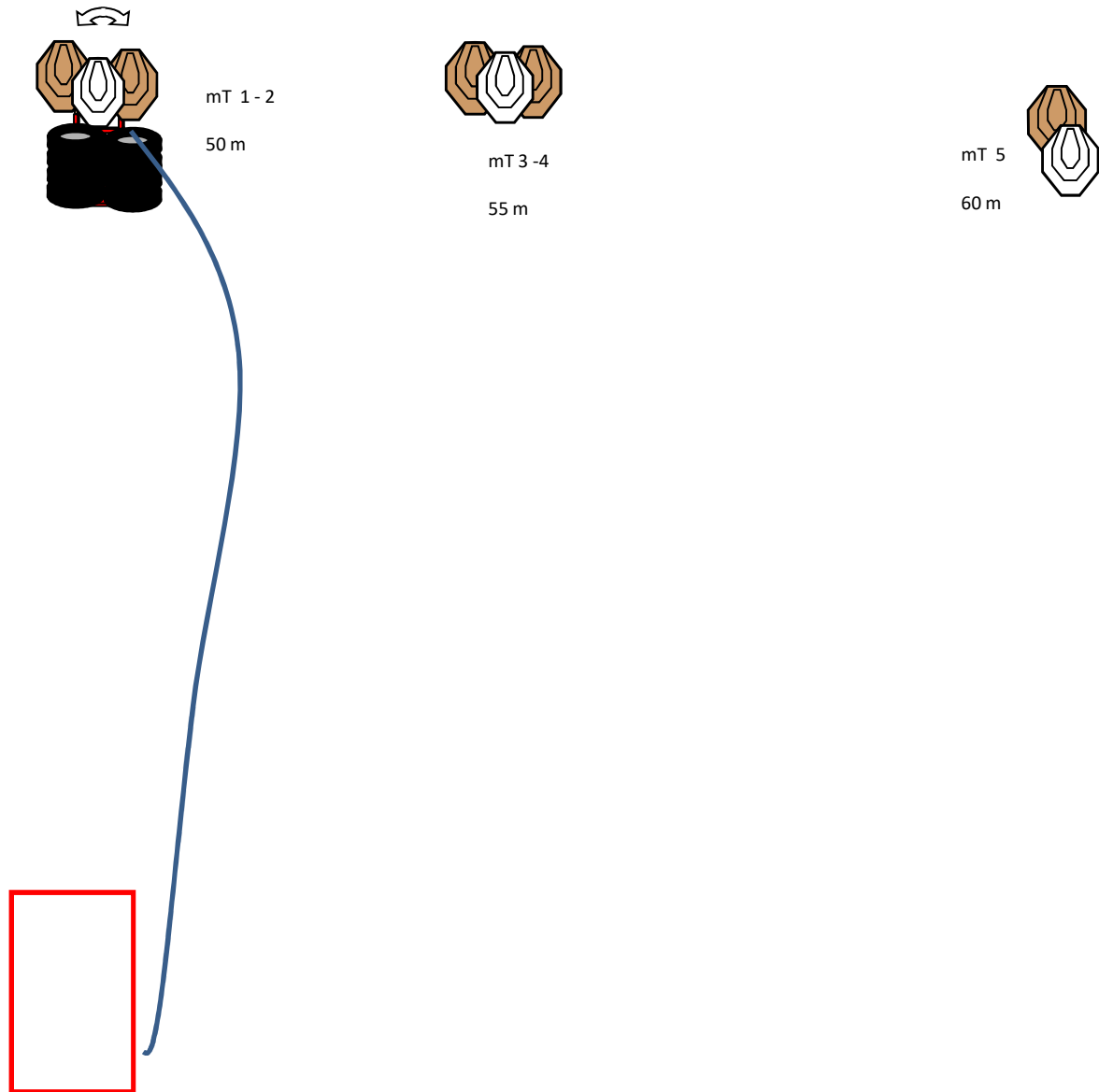


Stage 1

10/5 rounds

Rifle

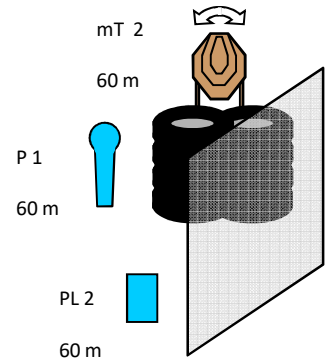
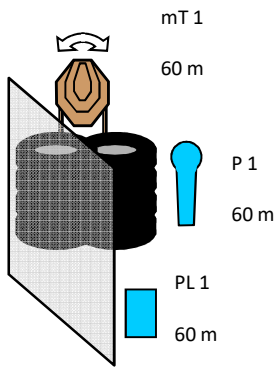


Type of Course	Short course
Targets	5 IPSC Mini Targets, No Shoots; 50 - 60 m
Minimum number of rounds	10 (SA) / 5 (MA)
Possible points	50 / 25
Start position	Standing anywhere within marked area. Competitor standing erect, with the firearm in the ready condition, held in both hands, stock touching the competitor at hip level, barrel parallel to the ground, trigger guard downwards, muzzle pointing downrange with the fingers outside the trigger guard
Rifle Ready Condition	Unloaded - Option 3
Time starts	Audible signal.
Procedure	On signal, engage all targets. MT 1 - 2 are activated manually with a rope. MT 1 - 2 remain visible at rest.

Stage 2

8/6 rounds

Rifle

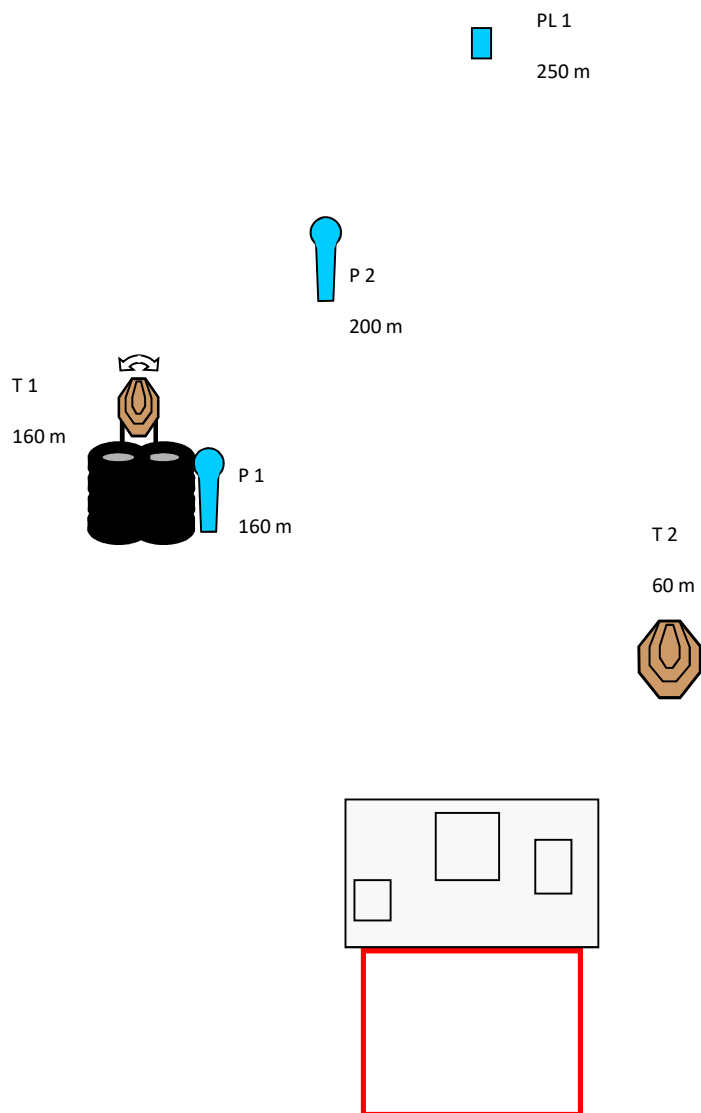


Type of Course	Short course
Targets; Distance	2 IPSC Mini Targets, 2 IPSC Popers, 2 IPSC Metal Plates; 60 m
Minimum number of rounds	8 (SA) / 6 (MA)
Possible points	40 / 30
Start position	Standing anywhere within marked area. Competitor standing erect, with the firearm in the ready condition, held in both hands, stock touching the competitor at hip level, barrel parallel to the ground, trigger guard downwards, muzzle pointing downrange with the fingers outside the trigger guard
Rifle Ready Condition	Loaded - Option 2
Time starts	Audible signal
Procedure	On signal, engage all targets

Stage 3

5 rounds

Rifle

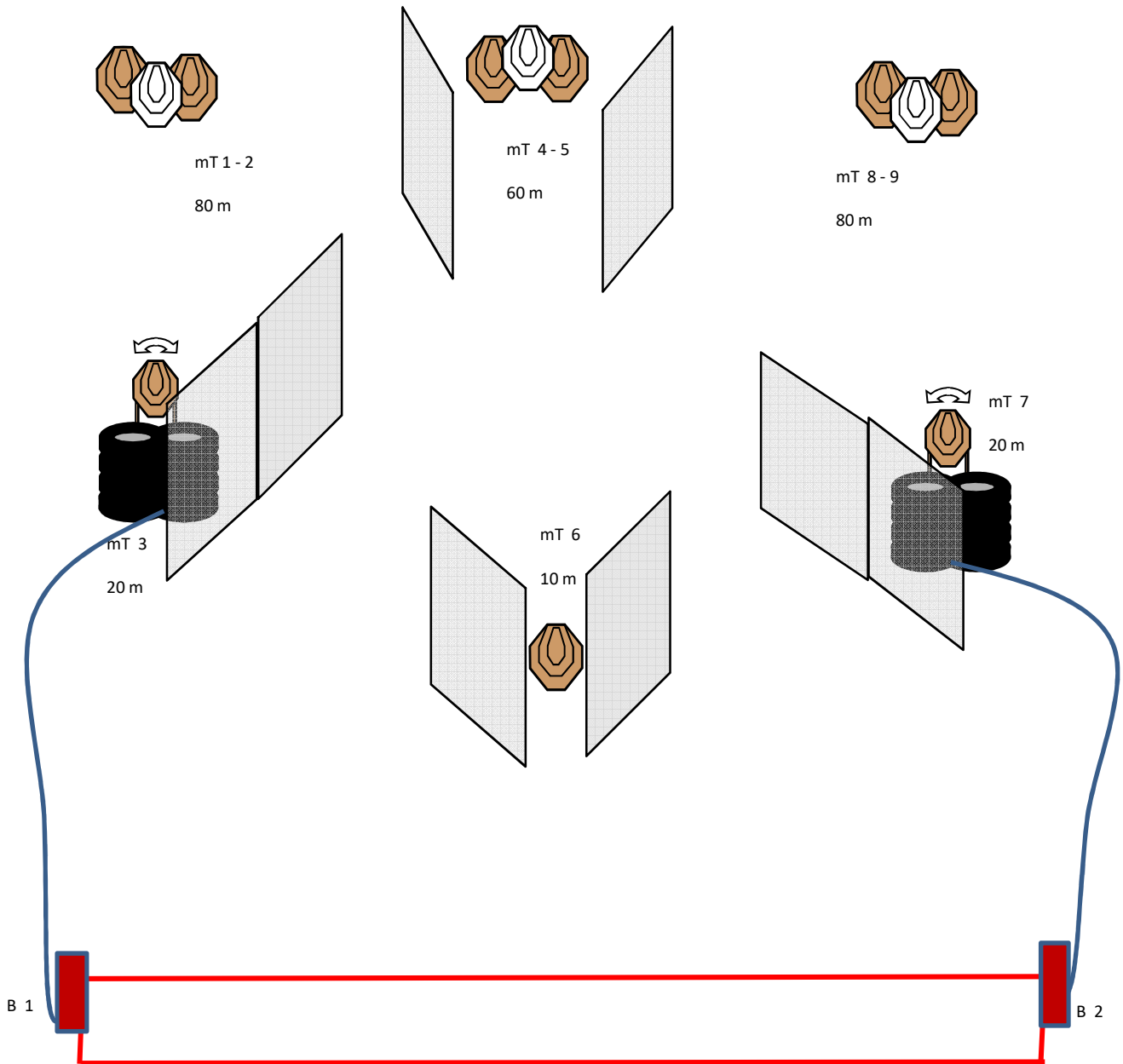


Type of Course	Short course
Targets; Distance	2 IPSC Target, 2 IPSC Poppers, 1 IPSC Metal Plate; 60 - 250 m
Minimum number of rounds	5
Possible points	40
Start position	Standing anywhere within marked area. Competitor standing erect, with the firearm in the ready condition, held in both hands, stock touching the competitor at hip level, barrel parallel to the ground, trigger guard downwards, muzzle pointing downrange with the fingers outside the trigger guard
Rifle Ready Condition	Loaded - Option 1
Time starts	Audible signal
Procedure	On signal engage all targets. P1 are scored on 15 ps. P2 are scored on 10 ps. P1 activate T1, remain visible at rest. ONE HIT on paper target to count

Stage 4

18/9 rounds

Rifle

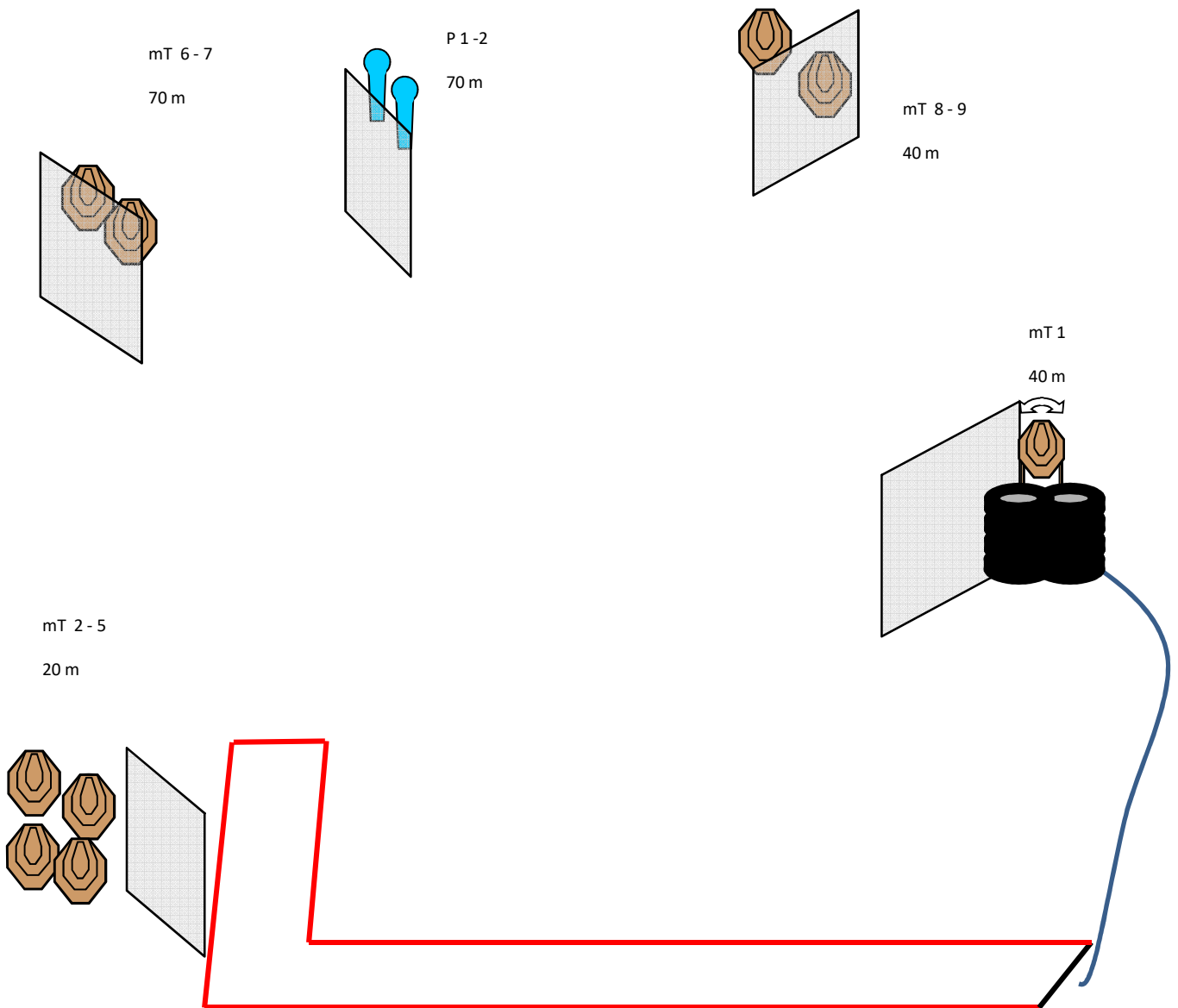


Type of Course	Medium course
Targets; Distance	9 IPSC Mini Targets, No Shoots; 10 - 70 m
Minimum number of rounds	18 (SA) / 9 (MA)
Possible points	90 / 45
Start position	Standing anywhere within marked area. Competitor standing erect, with the firearm in the ready condition, held in both hands, stock touching the competitor at hip level, barrel parallel to the ground, trigger guard downwards, muzzle pointing downrange with the fingers outside the trigger guard
Rifle Ready Condition	Loaded - Option 1
Time starts	Audible signal
Procedure	On signal, engage all targets. . B 1 and B 2 activates mT 3 and mT 7, remain visible at rest.

Stage 5

20/11 rounds

Rifle


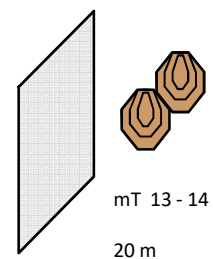
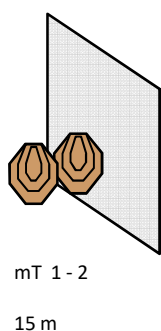
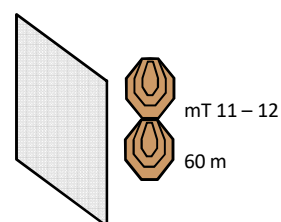
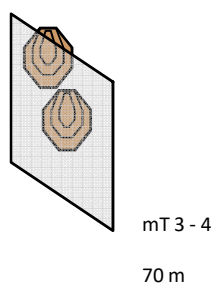
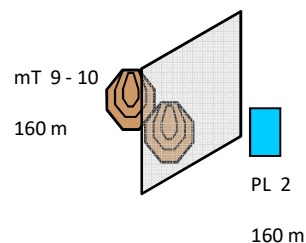
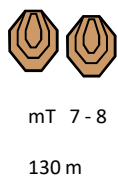
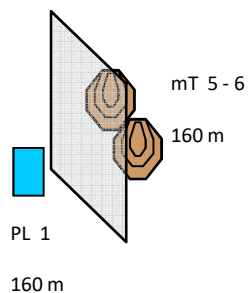


Type of Course	Medium course
Targets; Distance	9 IPSC Mini Targets, 2 IPSC Popers 20 – 70 m
Minimum number of rounds	20 (SA) / 11 (MA)
Possible points	100 / 55
Start position	Standing , one foot touching the black line. Competitor standing erect, with the firearm in the ready condition, held in both hands, stock touching the competitor at hip level, barrel parallel to the ground, trigger guard downwards, muzzle pointing downrange with the fingers outside the trigger guard
Rifle Ready Condition	Loaded - Option 1
Time starts	Audible signal
Procedure	On signal, engage all targets. MT 1 are activate manually with a rope. MT 1 remain visible at rest.

Stage 6

30/16 rounds

Rifle



Type of Course	Long course
Targets; Distance	14 IPSC Mini Targets, 2 IPSC Metal Plates 15 – 160 m
Minimum number of rounds	30 (SA) / 16 (MA)
Possible points	150 / 30
Start position	Standing anywhere within marked area. Competitor standing erect, with the firearm in the ready condition, held in both hands, stock touching the competitor at hip level, barrel parallel to the ground, trigger guard downwards, muzzle pointing downrange with the fingers outside the trigger guard
Rifle Ready Condition	Loaded - Option 1
Time starts	Audible signal
Procedure	On signal, engage all targets.